

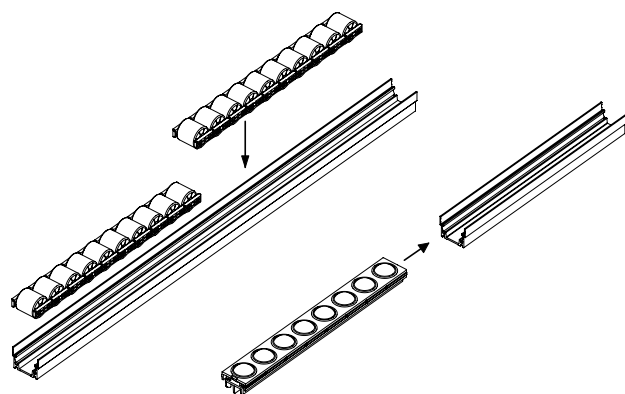
Modular roller tracks for idle handling.

They can be used to create sliding and containing benches suitable for several applications in different fields: feeding and discharging benches in construction machinery, storage and picking systems, packaging machinery, etc.

## Modularity

The roller track can be easily assembled by fixing the roller or ball elements inside the appropriate aluminium anodised profiles.

The particular section of the profile allows the snap-in assembly of the roller and ball elements into the profile without the need for screws or other fasteners.



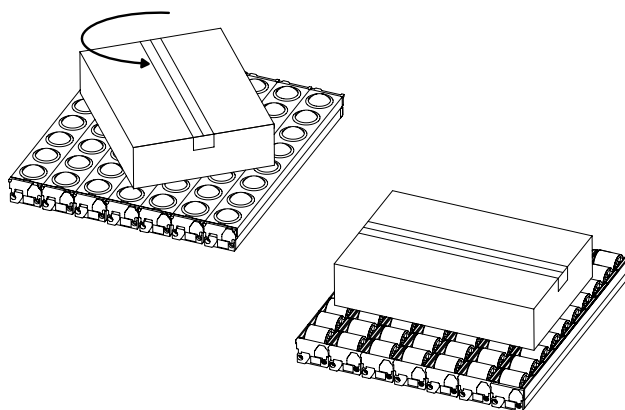
## Substitution

The roller and ball elements may be removed and replaced quickly and easily, without disassembling the entire roller track.

The aluminium profile can be reused.

## Sliding and quiet operation

The features of the materials of the rollers / balls and relative holders allow friction to be minimized and there is no need for lubrication maintenance.



## High load capacity

The roller track ensures a high load capacity, thanks to a maximum capacity for single roller of 360N (PA rollers) and 150N (TPU rollers).

## High impact strength

The roller elements are characterized by a high capacity to absorb shocks due to drop of material on the roller track.

## Handling of delicate materials

The thermoplastic (TPU) polyurethane rollers, anti-scratch and anti-trace material, are also suitable for handling delicate materials such as glass and wood.

## Omnidirectional handling

The technopolymer acetal resin based (POM) balls allow to handle the material easily in any direction.



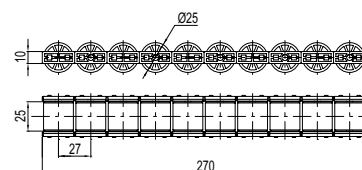
## RLT-U

### Roller elements

Acetal resin based (POM) technopolymer roller holder, black colour.

**RLT-U-PA:** polyamide based (PA) technopolymer rollers, black colour.

**RLT-U-TPU:** thermoplastic (TPU) polyurethane rollers, hardness 92 Shore A, grey colour.

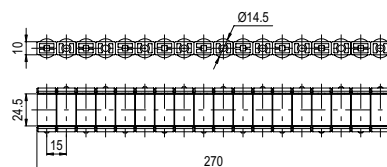


## RLT-U15

### Roller elements

**Rollers:** polyamide based (PA) technopolymer, black colour.

**Roller holder:** acetal resin based (POM) technopolymer, black colour.

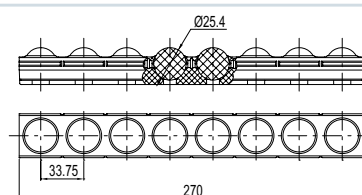


## RLS-U

### Ball elements

**Balls:** acetal resin based (POM) technopolymer, white colour.

**Ball holder:** polyamide based (PA) technopolymer, black colour.



## RLT-AL

### Aluminium profiles

The profile can hold up to 11 RLT-U roller elements or RLS-U ball elements.

The profile ensures a high resistance to bending under load, and the assembly of the roller tracks without the need for other supports.



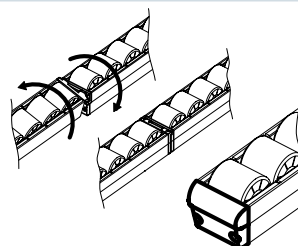
L max 2970 mm



## RLT-H

### Headers

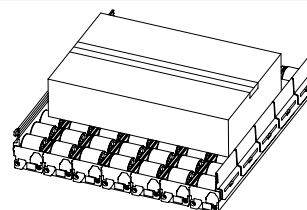
RLT-HJ header serves to bind tightly two rollers by engaging them. RLT-HE header is the end-element of roller tracks. In addition to being an aesthetic element, the headers represent a safety element for the operator's hands and the handled material.



## RLT-CE

### Containment edge

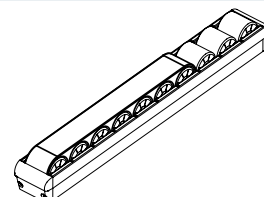
RLT-CE containment edge is used for the lateral containment of products handled on roller tracks. It is snap-in assembled on RLT-AL aluminum profiles without the need for screws or other fasteners. It can also be mounted to the roller track already fixed.



## RLT-B

### Brakes

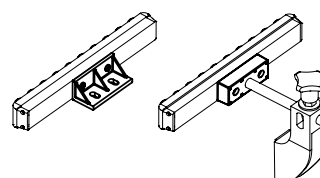
RLT-B brakes allow to slow down and/or stop packages handled on roller tracks. The brakes are snap-in assembled on RLT-U roller elements without the need for screws or other fasteners.

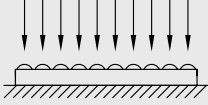
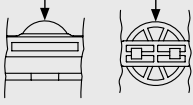





## RLT-M

### Bracket and support

The bracket and the support facilitate the mounting of roller tracks on machines and other supporting structures.



	Profile	Roller and ball elements	Load capacity #	
			Distributed load, roller fully supported 	Concentrated load on a single roller / ball 
	RLT-AL	RLT-U-PA	13330 N/m	360 N
		RLT-U15-PA	13330 N/m	200 N
	RLT-AL	RLT-U-TPU	5550 N/m	150 N
	RLT-AL	RLS-U-POM	850 N/m	30 N

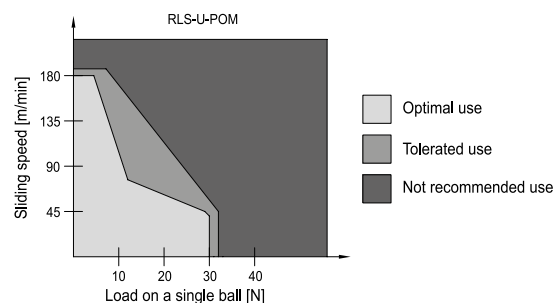
The data in the table refer to the handling of materials with a stiffness such as to keep flat the contact surface with the rollers. Otherwise the values may be lower.

# **RLT-U-PA**: load values produce an elastic deformation such as to prevent the regular rotation of the rollers, which come into contact with the ribs of the aluminum profile. At these load values however, no permanent deformation of the material occurs.

# **RLT-U-TPU**: load values higher than those reported in the table produce a deformation such as to prevent the rotation of the rollers, that come into contact with the ribs of the aluminum profile. Loads higher than 100N for a single roller cause a reduction in the rolling resistance.

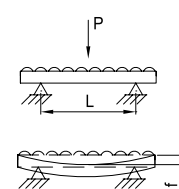
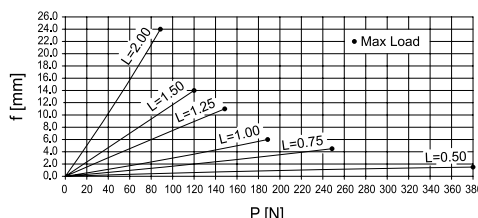
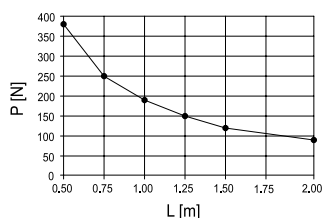
# **RLT-U15-PA**: the load values exceeding the ones indicated in the table determine a reduction in the rolling resistance. However, no significant permanent deformation of the material occurs to these load values.

# **RLS-U-POM**: load values that limit the smoothness of the balls inside its support, at low sliding speeds. At these load values, however, no permanent deformation of the material occurs. For higher sliding speeds, it is necessary to refer to the chart at the side.



## LOAD CAPACITY

LOAD CONCENTRATED IN THE CENTRE, ROLLER TRACK SUPPORTED IN TWO POINTS



P: applied in the centre of the roller track, the load value generates an elastic deflection of the aluminum profile beyond which the product functionality may be compromised. At this load value, however, no permanent deformation of the material occurs.

## IMPACT STRENGTH

